



## Important Dates to Remember

- **June 2:** Tech session & open house, Tom Vash's, Millstone, NJ. See page 18.
- **June 5:** Monthly meeting, Woody's, Farmingdale, NJ.
- **June 6:** Ice cream run to Hoffman's, Point Pleasant Beach, NJ. See page 15.
- **June 13:** Ice cream run to Jeffreeze, West Creek, NJ.
- **June 16:** Father's Day show and BBQ, SLH & Wall, NJ.
- **June 20:** Ice cream run to TK's, Cream Ridge, NJ.
- **June 26:** Ice cream run to Candiqueen's, Barnegat, NJ.
- **June 30:** Drive to Bowman's Tower, New Hope, PA.

## What's Inside:

From the Driver's Seat, 5  
From the Navigator's Seat, 7  
May Meeting Minutes, 9  
How Can You Top This?, 11  
Garage Squad Log, 15  
PEDC Zoo Drive, 16  
2019 Events Calendar, 18  
PEDC Officers and Staff, 22  
PEDC Sponsor Ads, 23  
PEDC Classified Ads, 24  
PEDC Regalia, 25  
The Last Word, 26  
Brits on the Beach Reg Form



*Newsletter of the Positive Earth Drivers Club, a nonprofit, all-marque British car club in Central New Jersey*



**PEDC Spring Break 2019 ~ Lewes, DE**  
CAROL KYLE

**W**ell we didn't have surfboards, bikinis, or Jell-O shots on the beach this year, but we *did* have our usual great time together, beginning our weekend adventure with a spirited drive down to

Cape May for lunch, followed by loading the little British cars on the ferry for an 80-minute sail to Lewes, DE. We attended the 24th annual "The British Are Coming . . . Again!" car show, sponsored by the Lewes Chamber of Commerce in conjunction with the British Car Club of Delaware (BCCD). The Nash Metropolitan was the featured marque. Oh, and we came home with two wins!

**The Cars** This year a record 26 PEDCers traveled together in 2 caravans, and 7 of our 13 cars were entered in the show, including Gary & Pat Watson's Riley 1.5 (**top**); John & Alice Gazarek's MG Midget (**middle**); Bob Canfield's Triumph Spitfire (**below**); Woody & Sue Smith's Aston Martin DB7 Volante; John & Jeanne Miller's Jaguar XJS; Tom & Alice Albertalli's MGB (**left**); and Mort Resnicoff & Fredda Fine's MGTD (**left**).

*Continued on page 2 – Spring Break*







Mort Resnicoff & Fredda Fine, **above**, on the deck outside their suite. Tom & Alice Albertalli, **left**, enjoying Friday cocktails.



**Right:** Chip Reilly, Pete Dow, and Art Becker at Friday's cocktail party. **Below:** Taking up a collection for next year's PEDC spring-break adventure to Lewes, DE are Bob Canfield (holding jar) and Bob's long-time best bud & navigator Chip "O'Reilly" Reilly.



*Continued from page 1 – Spring Break*

The Smiths won Class VI, cars built between 1981-2000, having beaten their 2nd-place record last year. And the Albertallis took 3rd in class (Class V, 1975-1980), which was pretty exciting, considering they haven't entered their LBC in this show for a few years. Well done! Congrats to the two couples and also to John "Island John" Gazarek, who won the car-show 50/50 again this year. Art & Joann Becker's Bentley Continental GT and Ken & Carol Kyle's F-Type Jaguar weren't in the show, as only British cars built up to the year 2000 are eligible. Also participating in the weekend festivities in four white daily drivers were Tom & Trish Gutwein in their Maserati Ghibli, Ted & Angela Fiore in their Jeep SUV, Pete & Mickey Dow in their Lincoln SUV, and Rich & Donna Huy in their Toyota SUV.

**The Weather** Inclement weather has not kept us PEDCers from traveling to Lewes, DE, by the way. Some stalwart members participate rain or shine and have no problem driving their LBCs in soggy weather. (Hey, they're British cars!) Other members don't want to miss the fun so opt for driving their daily drivers, and this year was no exception. Although the weather cooperated for us on Friday and nearly all of Saturday—Bob Canfield must have made a special request to the weather gods—Sunday was pretty drizzly as we packed up to head home. Saturday, show day, was partly cloudy. Unfortunately a 10-minute midday shower caused the Lewes Chamber of Commerce to cancel its annual parade of show winners downtown at 3 PM, one of the highlights of the weekend. The winners line up first, followed by any of the cars in the show whose owners (or drivers) didn't win but want to be in the parade. It's especially thrilling, and a great photo op, to see our PEDC cars come down the Second Street parade route. Not this time, sadly. Oh well, there's always next year!

**The Parties** The British car show may attract us to Lewes, DE the first weekend in May, but it's not the only thing that keeps us coming back each year (this was our 8th consecutive trip together). Hanging out together for most of the weekend is what draws us. Mort & Fredda hosted not one, but two, cocktail parties in their suite at the Inn at Canal Square, where most of us stayed. A big thank you to them

*Continued on page 3 – Spring Break*





**From the top:** Austin-Healey heading onto the show field. A nice TR3. Pete & Mickey Dow enjoying lunch at the new 2nd Street Tavern.



*Continued from page 2 – Spring Break*

for organizing the parties (we all had a fabulous time) and schlepping a full bar's worth of libations in their MGTD. (Now we know why they have fastened that large trunk on the back of the TD.)

**The Restaurants** Over the years several great restaurants have opened in downtown Lewes, and we've tried nearly all of them. This year we had some nice meals at Kindle, Gilligan's, the brand new 2nd Street Tavern

*Continued on page 4 – Spring Break*



**From the top:** Pat Watson, Carol Kyle, Sue Smith, Joann Becker, and Angela Fiore at Hotel Rodney. Pete Dow, Ted Fiore, Art Becker, and Ken Kyle at restaurant Kindle. Tom & Trish Gutwein had a great view of the dock from their balcony at the Inn at Canal Square, where most of us stayed.



**Left:** John Miller and Woody Smith stand alongside John's Jaguar XJS and Woody's Aston Martin DB Volante, which won Class VI. Congratulations, Woody!





*Continued from page 3 – Spring Break*

(formerly The Buttery), and Touch of Italy (the one near Rehoboth Beach). We even had an impromptu ice cream run Friday night to King's Ice Cream, near our inn.

**The Town** Besides staging the annual British car show at the ferry terminal, the Lewes Chamber of Commerce arranged its annual merchants' spring sidewalk sale, a farmer's market, a Lewes in Bloom plant sale, a native plant sale, a Fiber Art show at the Peninsula Gallery, museum tours of Fort Miles, a bike

ride sponsored by the Dogfish Head Craft Brewery, and the annual Blessing of the Fleet on Fisherman's Wharf. The Chamber also arranged for free shuttle buses to run every 15 minutes from the show field to town for those who wanted to grab lunch or do a little shopping. There was lots going on in Lewes that weekend, something for everyone.

**The Camaraderie** Best of all, we just enjoy being together, so much so that most of us signed on for next year and reserved our rooms already.

We're gathering ideas on how to make PEDC Spring Break 2020 (an apt descriptor coined by Bob Canfield) better than ever. One idea is to have a Kentucky Derby party on Saturday night. The year 2020 will mark the 145th consecutive race since it first was run in 1875. We hope if you're reading this that you'll consider joining us next year for all or part of the weekend. Mark your calendar for May 1-3. Destination: Lewes, DE. ■



**Top left:** Good-bye Lewes 'til next year. Those Brits on the Beach 2018 goodie-bag umbrellas came in handy on soggy Sunday. Photo by Gary Watson.

**Top right:** Proof positive that we had some nice weather on Friday to start our Lewes adventure—a view of Delaware Bay from the ferry, and Bob & Chip waiting to board the ferry in Bob's Spitfire.

**Left:** Class IV, cars built from 1969-1974, included our own Primrose Yellow "Midgie."

## from the driver's seat

RUSS SHARPLES, PRESIDENT

### Finding My Way with My MGA – Part 3

This is the third of a series of columns on the topic of planning and following interesting routes while driving our little British cars (LBCs). Although Pam and I have had some fun just jumping in the MGA and heading down some local road to see where it goes, I'm far more likely to pick a destination and plan a fun way to get there.

In my last column I reviewed Google Maps and explained how it can be used to design a custom route and share it with others. Google Maps is extremely convenient to use and is generally where I start "sketching" out a route design. It has two big shortcomings though. First, there is no convenient way to store your routes – no way to create a library of routes. My solution to this problem is to create a "sharing" link and then save that link in a file of such links that I have. This works to a degree, but it requires that Google maintain support for that sharing link or else it will stop working. (Some of my links that are five or more years old no longer work.) You can also copy the text that is in the address bar of your web browser when you have completed the design of your route. This text will be a paragraph of indecipherable numbers, letters, and symbols that encode your start and end points and all the waypoints you have defined in between. Again, you will have to store this paragraph of text somewhere along with notes about what it is.

The second big shortcoming in Google Maps is that there is no way to get turn-by-turn navigation along a Google Maps route. You can load a route with



*"You can get a free account on the MyRouteApp.com website and use it to create a library of routes."*

waypoints in the Google Maps app on your phone, but the app's navigation feature will ignore all the waypoints. The only way to get the Google Maps app on your phone to follow a route you define is to create it on the phone and insert the waypoints as "stops." This is a poor substitute, however, because when the navigation app reaches one of these points, it stops navigating, and you have to click a button on screen to start navigating again.

Luckily an alternative exists that solves both of these problems and more – MyRoute-app, <https://www.myrouteapp.com/>. (I have no financial interest in this company.) The company MyRouteApp provides three interrelated products: the MyRouteApp.com website, the "MyRoute-app Mobile" application, and the "MyRoute-app Navigation" application. (Both of the latter are available for Android and iOS and, yes, the hyphen is part of the app's name but not the company's name or website.) You can get a free account on the MyRouteApp.com website and use it to create a library of routes. Then when you install the free MyRoute-app Mobile application you can access and edit this same library of routes. Best of all, the MyRoute-app Navigation application will provide turn-by-turn navigation along any of these routes or generate an optimal route to any destination (just like Google Maps or Apple Maps on your phone). This combination of programs is basically perfect for creating and driving the kinds of routes I have described.

Unfortunately there is a downside, and that is cost. The MyRoute-app Navigation application is free for 14 days, but then you have to buy it at a cost of \$36 for 3 years. (I don't think they offer shorter terms for less money.) This price is cheap for a phone navigation app. The TomTom phone app, for example, costs \$18/year. Although you might argue that Google Maps and Apple Maps are free, MyRoute-app Navigation does so much more than those options. And although the website and mobile app have perpetually free versions, they

*Continued on page 6 – Finding My Way*

*Photo courtesy of Russ Sharples.*



Continued from page 5 – Finding My Way

have some very useful “gold” features that are enabled for paying users. The cost for the gold version of the website and phone app is \$34/year or \$90/3 years. And, of course, there is a bundle where you get all three for \$56/year or \$135/3 years. The 3-year bundle is what I have.

To get started with MyRoute-app, it's best to start at the website where you create an account tied to your email address. The account will start out as a 14-day free trial of the gold features and then automatically downgrade to a free account. The biggest problem with the free account is that the map it

uses, OpenStreetMap (which is an open source map), lacks labels for major highways in the USA. For example, Rt 195 in NJ is just an unlabeled white line. When you subscribe to a gold account you can choose your map (Google, TomTom, and Here are the other options). The Google map option, which I use, looks and works just like the Google Maps website except that you can define as many waypoints as you like.

The picture **below** shows my route to the Shore Antique Center loaded in MyRouteApp's website. The list of waypoints is on the left and allows waypoints to be deleted or

rearranged in a new order. Each waypoint lists the cumulative time and distance to that waypoint, and waypoints can be given meaningful names (rather than their addresses) if that is useful.

Routes are saved in a “library” and can be organized into folders. They can also be shared via an email-able link, as shown in the **bottom** picture. Other MyRouteApp users can become “friends,” allowing you to share routes between your libraries.

Continued on page 8 – Finding My Way

Screen captures courtesy of Russ Sharples.

## The Terminal Post

**EDITOR**  
Carol Kyle

**TECHNICAL EDITOR**  
Ken Kyle



*The Terminal Post* is the newsletter of the Positive Earth Drivers Club (PEDC), a nonprofit, all-marque British car club founded in 1989 and incorporated in 2010 in central New Jersey, USA. Our newsletter is published monthly, except in December. The goal of the PEDC is to preserve, restore, maintain, drive, and otherwise enjoy vintage British automobiles. Visit us on the web at [www.pedc.org](http://www.pedc.org). Annual club dues are \$15.00. Meetings are held on the first Wednesday of the month, except December, at Woody's Roadside Tavern, 105 Academy Street, Farmingdale, NJ 07727. Meetings begin at 7:30 PM. All British car enthusiasts are welcome to attend. You don't need a British car to belong to our club, just a love of British cars. We are also an official chapter of the Vintage Triumph Register (VTR), [www.vtr.org](http://www.vtr.org).

**NOTE:** All photos in this issue of *The Terminal Post* are courtesy of the editors unless otherwise credited.

Name	Type	Privacy	Changed	Distance	Duration	
ABRR 2017	Folder	Public				
ABRR 2018	Folder	Public				
ABRR 2019	Folder	Public				
ABRR2016	Folder	Public				
Bethel Woods Drive	Folder	Public				
GT-41	Folder	Public				
GT-43 2018	Folder	Public				
PEDC Pocono 2017	Folder	Public				
PEDC Pocono Drive 2016	Folder	Public				
Shore Antiques	Route	Private	27-05-19 21:29	40.39 mi	1h 15m	
Blackwater Wildlife Refuge	Route	Public	27-05-19 21:25	41.87 mi	0h 59m	
New route	Route	Public	27-05-19 21:23	27.45 mi	1h 00m	
Duke Farms v2	Route	Public	18-05-19 01:13	59.94 mi	1h 44m	

## from the navigator's seat

KEN KYLE, VICE PRESIDENT

### The 60th Anniversary of a Legendary Win

**JUNE 2019.** The month when the greatest sports car race in the world, the 24 Hours of Le Mans, will be held in the French countryside for the 87th time since 1923. Generations of British automobile manufacturers have brought their cars here to prove their worth in front of the whole world. In the late 1920s and early thirties it was Bentley, with the dashing Bentley Boys, a troupe of amateur gentleman racers, taking the laurels in 1924, 1927,

1928, 1929, and 1930. In the 1950s it was Jaguar, first with the C-Type, based on their XK120 road car, taking outright wins in 1951 and 1953, followed by the revolutionary D-Type, which swept to victory in 1955, 1956, and 1957. Then, in 1959, it was Aston Martin's turn.

When British industrialist David Brown bought Aston Martin in 1947 for the princely sum of £20,500 (about \$1M in today's money), he clearly was seeking glory. He put his own name above the words "Aston Martin" on the iconic winged badge,

where it stayed until he sold the company in 1972, and he used his initials as the prefix for every model name during his tenure as owner. (This practice was revived in 1994 for the DB7 by then-owner Ford.) And his greatest ambition was to win the 24 Hours of Le Mans.

Brown's first sports racing car was the DB3/DB3S, introduced in 1951. Although the DB3S had some success in international competition, it proved to be incapable of an overall win at the

*Continued on page 8 – 60th*





Continued from page 7 – 60th

24 Hours of Le Mans, so in 1956 it was superseded by the DBR1. While outwardly resembling the D-Type Jaguar with its rounded, voluptuous body, oval air intake, and covered headlights, the DBR1 was a different animal under the skin. Unlike the cast-iron block straight six in the D-Type, the Aston's six featured an aluminum block and dual-spark ignition. It was also smaller at 3 liters versus the Jaguar's 3.4. In addition, the DBR1 featured a tubular space frame supporting magnesium body panels in contrast to the D-Type's riveted aluminum monocoque, a 5-speed transmission instead of the D-Type's 4-speed, and a de Dion rear suspension in place of the Jaguar's solid axle.

In 1958 the rules for the 24 Hours of Le Mans changed and engine displacement was limited to 3 liters, effectively outlawing the D-Type and the V8-powered Maserati 450S. This created an opportunity for other makes, and the Ferrari 250 Testa Rossa won the 24 Hours of Le Mans as well as the World Sports Car Championship that year. But in 1959 Aston Martin was ready for them.

For the 1959 Le Mans race, Aston team manager John Wyer, who would go on to achieve success at Le Mans in the 1960s with the Ford GT40, brought three DBR1s to battle the Ferraris. His strategy was simple but effective: a DBR1 with a special high-compression engine driven by Stirling Moss and Jack Fairman set off at a

breakneck pace, forcing the Ferraris to give chase and pushing them beyond their limits. As a result, two of the four Ferraris broke down during the chase, and a third dropped out later, after the Moss/Fairman car retired. This allowed the two other Astons, DBR1/2 and DBR/4, to finish first and second, respectively, with the third-place Ferrari 25 laps behind, thus giving David Brown his long-sought Le Mans victory and helping to clinch the 1959 World Sports Car Championship for him to boot. DBR1/2, by the way, was driven by Englishman Roy Salvadori and an overall-wearing, ex-chicken-farmer from Texas named Carroll Shelby. The DBR1/4 was driven by Frenchman Maurice Trintignant and Belgian race driver Paul Frere.

What's really amazing is that Aston Martin achieved this with only four cars. (A fifth DBR1 was made and sold to a privateer team.)

We are very fortunate to live so close to the Simeone Foundation Museum in Philadelphia, where the very car that won the 1958 Nürburgring 1000 km race resides in fully restored, running condition. And if you visit the museum on a day when Dr. Simeone or his curator, Kevin Kelly, is driving DBR1/3 around the back lot, you too can experience, in a small way, the glory that was Aston Martin's on a June day in France, 60 years ago. ■

*DBR1 photo on [previous page](#) taken during a demonstration day at the Simeone Foundation Automotive Museum, May 2010.*

Continued from page 6 – Finding My Way

Anything you create at the website is instantly available in the phone app (shown **right**) where it can be edited as well. You can even "follow" one of these routes using the phone app – the app will display a map of the route in what it calls "Tracking mode" with a dot, indicating your current location. By watching that dot you can see when you have to turn to stay on the route. This is not as convenient as having navigation, but it is part of the free features.

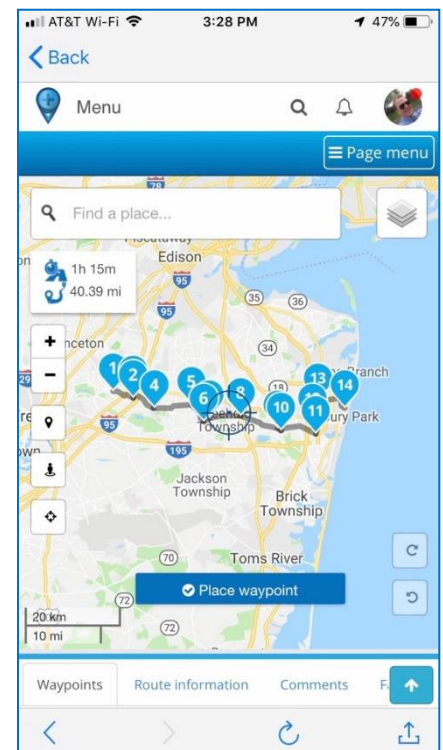
The best combination is when you subscribe to the bundle of all three programs. This allows you to create and edit routes at the website or on your phone and then using the Navigation app follow the route with turn-by-turn directions, voice prompts, distance-to-turn information, ETA information, current speed, and current speed limit, etc. The Navigation app allows you to

save your cell-phone data plan by downloading "offline maps." This means it will continue to navigate along your route even when you have no cell-phone signal.

The internet has gotten us used to free things and also used to paying just a couple of dollars for apps on our phones, so the prices of the MyRouteApp software might put you off. However, if you are interested in planning complicated routes for scenic drives, the MyRouteApp family of products is the only solution I have found that does it all for just about \$45/year. That's about the price of one tank of premium gas and well worth it in my book. Next month I'll talk about the final element of the ultimate route planning lifestyle!

In the meantime, I look forward to seeing you on June 5th at Woody's. ■

*Screen capture courtesy of Russ Sharples.*





# Minutes of the May 1, 2019 Meeting

SUBMITTED BY SECRETARY ART BECKER



## PRESIDENT RUSS SHARPLES

called the meeting to order at 7:30 PM and welcomed 61 PEDC members. Russ recognized new member Jim Davis – 1967 MGB GT. A motion to accept the minutes of the April 3, 2019 meeting was made, seconded, and carried.

## TREASURER'S REPORT

Treasurer Mort Resnicoff was not present; however, Mort provided a treasurer's report, which Russ presented. The current club balance is \$4,933.30, and the current membership count is 176 members. A motion to accept the treasurer's report was made, seconded, and carried.

## NEWSLETTER

Editor Carol Kyle asked members to send her articles.

## SUNSHINE

No report.

## WEBMASTER REPORT

No report.

## REGALIA REPORT

Regalia Manager Sookie McLean reminded members that she has lots of regalia available. See her after the meeting for any desired purchases or special orders.

## OLD BUSINESS

**April 6** – Rick Stoeber's open house, which featured a 1955 gullwing Mercedes, an AC Ace, and a Kaiser Darrin, was well attended.

**April 6** – Open house at Motorcar Garage. Russ reported that five members attended this event, and a good time was had by all.

**April 6** – PEDC ladies tea. Carol Kyle reported that the 12 ladies who attended the tea had a wonderful time. Everyone is looking forward to the next event, scheduled for the fall.

**April 14** – Shore Antique Center car display. Pat Wignall reported that Rodney & Kathy Ford won the indoor scavenger hunt. Pat said everyone had a very nice time.

**April 27** – PEDC Citgo tech session. Bob Canfield reported that nine LBCs were placed on the lift to have work completed. Repairs ranged from front-end work to replacing the radiator in an MGB GT. Twenty-one members attended this event. Another great tech session.

**April 28** – New York International Auto Show. Five members attended

the event. After spending about 3½ hours at the show, the group went to Clyde Frazier's restaurant for dinner.

## NEW BUSINESS – UPCOMING EVENTS

Vice President Ken Kyle discussed upcoming club events in May and June.

**May 1-3** – PEDC to Lewes Delaware. A group of 26 members will drive to Lewes for the annual British car show. The group is hoping for good weather after a number of wet events.

**Wednesday, May 15** – First ice cream run of 2019. Gary & Pat Watson are

*Continued on page 10 – May Minutes*

**Below:** Chris Rorke's beautiful 1969 TR6 turns 50 this year. Congratulations! Chris & the TR6 are shown at our PEDC spring tech session at Farmingdale Citgo. *More photos on page 10.*





*Continued from page 9 – May Minutes*

hosting the event at Mrs. Walker's in Lakehurst, NJ.

**Saturday, May 18** – Russ & Pam Sharples are hosting a 1½-hour drive through the back roads to Duke Farms in Hillsborough, NJ.

**Wednesday May 22** – PEDC ice cream run to Jersey Freeze in Freehold, NJ hosted by Tom & Alice Albertalli. [Note: the event was changed to May 21. ~Ed.]

**Saturday, May 25** – PEDC drive to the Cape May County Zoo. Yes, there are live animals at this zoo, so say your hosts, Ken & Carol Kyle. A drive through South Jersey back roads, a visit to the zoo, and then lunch is planned.

**LAST WEEK OF MAY IS BRITISH CAR WEEK, so get out and drive 'em!**

**Sunday June 2** – Open house at Tom Vash's garage in Clarksburg, NJ, 1-6 PM. Tech session on body work will be from 2-4 PM. Tom has a large collection of antique tools. After the tech session everyone is welcome to stay for ice cream at the DQ about ½ mile from Tom's house.

#### MISCELLANEOUS

Bob Canfield told the membership that he recently visited the "Classic Auto Mall" in Morgantown, PA. The mall has more than 700 vehicles on display. Bob suggested this could be a future PEDC drive.

Andy Moutenot said he will be attending "Rolling Thunder" on May 25 in Washington, DC. Andy will take his 3-wheeler Morgan to this event.

Russ noted that there will be a PEDC 30th Anniversary Party at Woody's on Saturday, July 27th. Details will be coming soon via an email blast.

#### ADJOURNMENT

Russ reminded members that the next PEDC meeting is June 5th. The meeting was adjourned at 8:09 PM. ■



**FARMINGDALE CITGO TECH-SESSION PHOTOS:**  
Craig Coutros stands alongside his MGB GT, **above**. Serge Martynovych's MGA lookin' good in a rustic setting, **right**.  
*More photos on page 24.*





## How Can You Top This?

### Creating and Sewing-in a New Rear Window with Attaching Zipper

RAYMOND A. CARBONE



**OVER THE HALF CENTURY** plus that I've owned my 1964 Austin-Healey 3000 Mark III (BJ8) Phase 1, I have replaced my convertible top only once, back in the spring of 1970. Although the original top didn't last more than six years, its Sears replacement has achieved a longevity of 48 years so far and, with my current rear-window replacement, is expected to last quite some time into the future. Back when

I purchased the replacement top, the Healey was my young family's only transportation. The disintegration of the top had allowed a level of weather intrusion that my wife saw as totally unacceptable for my young son's transport.

Eventually the Healey gave up its position as our family car,

*Continued on page 12 – Top This*

*Photo right courtesy of Ray Carbone.*





*Continued from page 11 – Top This*

and the top is now erected only during unexpected inclement weather or for cold-weather storage. As a result, the Sears replacement top has fared quite well and only in the last two years has it become impossible to zip up the heavily yellowed rear window. Living near the Jersey Shore I first thought to have the window and zipper replaced by a local boat-tarp or car-convertible-top servicer. However, due to the age of my top, multiple servicers politely rejected the task of replacing it, seeing (I believe) more risk than potential reward in it.

### Preparing for the Job

I contacted Sailrite's Eric Grant and Covergirl Canvas's Tammy Hampton, vendor representatives whose YouTube videos on installing plastic windows into canvas boat tops inspired me to solicit their recommendations on how best to replace my Healey window and zipper myself. From their input I gained a clear understanding of what lay ahead.

My first revelation was that my wife's sewing machine was not adequate for the job. My only alternative was to hand-stitch the 40-gauge plastic window, zipper, and multi-layer window opening with a sewing awl, using 20-lb woven black-nylon fishing line. Further, I learned that I would also need a roll of 1/4" canvas bias double-sided tape to place between the layers to seal the stitching to prevent water penetration.

Since I already had all the tools needed to perform the task, I needed to acquire only these basic items: 50 feet of 1/4" canvas bias double-sided



sealing tape for \$6.00, and 100 yards of 20-lb woven black-nylon fishing line for \$8.00.

Prior to starting I realized that my Healey window and zipper replacement could not be performed while the top was on the car. Although I expected removal of the top to be difficult, it turned out to be surprisingly quick and easy when executed as follows:

1. Dismount the rear-side upholstery panels to gain access to the securing screws of the top's rear attachment runner.
2. Remove the top's rear-body mount and rear-top bow-rivet attachment.
3. Remove staples from the attached tabs secured to the wood weather-stripping supports around the side windows and at the front top bow.
4. Remove all screws attaching the front frame bow to the windshield bow.

Despite my trepidation at tackling this unfamiliar task, I was able to lift the top off its still-installed frame in just over two hours.

### Creating the Window

Determining the requirements for a replacement rear window also turned out to be relatively easy, and the vendor's minimum purchase of one yard of 40-gauge clear plastic proved to be enough for more than one attempt if necessary.

### Zippers 101

Selecting a new zipper required more research, so here's a

*Photos this page courtesy of Ray Carbone.*

*Continued on page 13 – Top This*





Continued from page 12 – Top This

short zipper tutorial. Although zippers are often taken for granted, they are not all the same.

**Size & Type** In selecting the size and type of zipper you need, you must consider not only the tooth length, which is measured across in millimeters (e.g., a #5 zipper = 5mm, a #10 = 10mm), but also the method used for tooth interlock. The older VISLON® rugged plastic zipper uses molded teeth that lock securely. Although they are virtually water-tight, they are relatively inflexible. On the other hand, a coil zipper is strong, with teeth that appear to interlock continuously in two spirals. The coil zipper is more suited to being installed around the bends at the corners of a Healey window. After I evaluated my options, I settled on a #10 coil zipper.

**Configuration** Zippers are available in two configurations:

open and closed. An **open zipper** can be totally separated, like the ones used in an outerwear jacket.

A **closed zipper**, however, is permanently secured at one end, similar to the ones used on blue jeans. Although either configuration could have satisfied my convertible-top repair requirements, I chose the open zipper for its ease of installation. It allows each side of the zipper to

be sewn on separately. **A Note of Caution:** As you will see in the procedure below, you must make the proper alignment markings before separating the zipper and closely follow those markings during the side installation. Without this positioning, the final interlocking of both sides will not be achieved.

**Length** Another reason for selecting an open zipper is its length. Unless an intact original zipper is available to measure, determining the length of a properly aligned closed zipper would be difficult at best. If you select an open zipper with an obviously oversize 72" length, you don't have to worry about measurement accuracy. Thus, the ability of an open zipper to be trimmed at both ends for a custom fit made it my choice. Here is what I purchased for the job: one #10 open 72" long coil zipper with pull for \$14.00 and one yard of 40-gauge clear plastic (Eisenglass) for \$18.00.

## The Installation

First I taped the original window to a new piece of Eisenglass (see below), to duplicate the original size and to provide a guide for stitch placement. I then replicated the double rows of sewing holes with a sharp, small-diameter pick. During positioning of the zipper I applied a 1/4" strip of canvas bias tape to the inner side of the plastic window as well as to the corresponding side of the zipper as a stitch seal.

Removing the top from the car and placing it on a work surface gave me better access for removing the old stitching on the convertible top. Then I placed the closed zipper in position on both top and window and used the following steps to ensure proper zipper alignment:

Continued on page 14 – Top This

Photos this page courtesy of Ray Carbone.



*Continued from page 13 – Top This*

1. Place the ¼" canvas bias sealing tape over the path of the original zipper sewing perforations.
2. Position the zipper on the top-installed bias tape and temporarily secure it in place with fasteners (e.g., pins) or randomly placed sets of stitches installed with a large-eye straight needle and button thread.
3. Place the window in position and temporarily secure the zipper.
4. With an erasable fabric marker, scribe several positioning marks across the zipper and onto the top and window to ensure realignment after the zipper sides have been sewn on separately.

Since the original window was installed using a window-bottom attachment piece of vinyl clipped to the rear securing rail, I had to duplicate this piece to attach it to the new window. Using the same two window-bottom stitching rows transferred from the original, I applied bias tape to the window and applied an initial row of stitches to the upside-down-positioned bottom piece of vinyl. I then installed a second row of stitches. This upside-down arrangement allowed the vinyl to be folded over when attached to the rear securing rail, to cover the stitches and improve water tightness.

Final mating of the window and top required joining both sides of the zipper. I did this by aligning the positioning marks used when I installed the separated sides of

the zipper. Then I inserted the ends of both zipper sides into the zipper pull and drew it closed. Once the zipper was closed, I trimmed it to its final, customized size, allowing sufficient additional length to provide secure fixing of the zipper run.

### Reinstalling the Top

Reinstalling the top to the car frame required that I attach (with clips) the top's rear section, including the bottom window vinyl, to the rear securing runner. I then screwed the runner to the underbody gutter. Then I attached the top to the rear frame bow, followed by the front bow, and finally screwed it to the front frame section. I should note that the first attempt to achieve a tight, wrinkle-free installation was less than successful. With a second try, giving the top some time to stretch, I had a more satisfying result. At present, all wrinkles are

out, but summer warmth may require a little more tweaking of the installation.

### Conclusion

Before starting this project I had only one concern: Would a 48-year-old top be able to undergo these repairs without ripping during or shortly after the work? Although this remained a concern throughout the project, I believe installing the zipper using the original stitching holes diminished this risk through project completion and, I hope, afterward. Because I think the top still looks better than most new examples, replacing it without attempting to rectify its few but major issues was unthinkable to me. In addition, for now, I am quite satisfied with the project's outcome and ready for that surprise summer rain shower! Instead of spending over \$600 for a new top, my total cost for the repairs was less than \$50. ■



#### RAY'S RESOURCES:

##### Sailrite, marine sewing supplies

Eric Grant, contact

Columbia City, IN

<https://www.sailrite.com/>

[https://www.youtube.com/channel/UCKPVtGhOI06XUeI\\_Z8uvYg](https://www.youtube.com/channel/UCKPVtGhOI06XUeI_Z8uvYg)

##### Cover Girl Marine Canvas & Upholstery

Tammy Hampton, owner

Buford, GA

<https://www.covergirlcanvas.com>

<https://www.linkedin.com/in/tammy-hampton-8935b67>

**Above:** Ray's new rear window and zipper—a labor of love.

*Photo courtesy of Ray Carbone.*





# Garage Squad Log

BOB CANFIELD

Since the big catch-up article last month, John Quelch and I promised to give a monthly update on the shenanigans of the Garage Squad. So here is our first Squad Log:

**Goodfellas Citgo in Farmingdale, NJ** was the site of our April 27th PEDC spring tech session. Once again, we owe a big thank you to Will Digise and Sal at Goodfellas. During the 6 hours that we took over the 2-bay shop, the Squad worked on nine PEDC members' cars. Most work involved adjustments, diagnosis, and some lubrication. We also replaced the radiator on **Russ Arnone's MGB** and tightened up the front suspension on **Mark Wintjen's TR4**.

**Bob Arzberger's GT6** was the focus of our attention last month since none of the other PEDC projects were ready for Garage Squad intervention at that time. We spent a lot of time working with Bob and have made amazing progress. The work on this car follows the definition of *project creep*. It began as, "Let's get the car on the road and safe," which evolved into, "we really should send the manifolds out to Jet-Hot." We rebuilt the front end, steering rack, distributor, and wiper motor. We also installed new motor and transmission mounts; reinstalled the cleaned radiator and gas tank; and installed new brake lines, calipers, rotors, and rear brake cylinders and shoes. We put in a new rear transmission seal and new differential pinion seal, and we reinstalled the rebuilt drive shaft. The engine bay was cleaned up and painted along with the wheels and underside of the car. The rebuilt carbs were reinstalled, and a new fuel pump and fuel lines were bolted in. This car should be running by early June and then trailered over to Tom Vash's shop for some body work soon after.

**Chris Rorke's TR6** had some Squad help when extra hands were needed to finish installing his new 5-speed transmission and uprated differential/rear shafts. The car is now humming along with no clunks from the rear anymore.


**Scott Freund's TR6** was almost done as of the article last month (May). Now the interior is about finished, and a few minor mechanical bits are being sorted out. Look for this car to be cruising around soon.

**Craig Coutros' MGA** has come very close to being road-ready. The Squad has not been very involved lately (except for some electrical help from Russ), but Craig has been making great strides on his own. He already registered the car for Brits on the Beach 2019!

**Steve Weaver's TR250** spent some time at Tom Vash's shop getting body work sorted out. It's back in Steve's garage (thanks to AAA) and is waiting for new interior and rebuilt gauges to arrive for the next step.

**Paul Johnson's MGTF** is now at Tom Vash's shop getting some body work done before Tom applies the new paint. If you come to Tom's open house on June 2nd you'll see Paul's car and can watch as Tom finishes up some body work as part of his tech-session program.

That's all for the last six weeks. Let us know if you need some help with your LBC. We want to keep them all on the road! ■



**Thursday, 6 June 2019  
7 PM**

(ice cream only – no dinner)

**PEDC ICE CREAM RUN**



**HOFFMAN'S ICE CREAM  
800 RICHMOND AVENUE  
(ROUTE 35S)  
POINT PLEASANT BEACH, NJ**

**Rich & Donna Huy, Hosts**

## About Hoffman's

If you've never been to Hoffman's Ice Cream, you are in for a real treat . . . no pun intended. What began as a Carvel in 1955 morphed into Hoffman's Ice Cream in 1976 when their Carvel lease ran out. They've been serving up some of the best homemade hard ice cream at the Jersey Shore ever since. Hoffman's did so well that they opened three other stores: in 1986 on Route 71 in Spring Lake Heights; in 2009 on Oceanport Avenue in Little Silver; and in 2014 on Ocean Boulevard North in Long Branch. They even have an ice cream truck, "Chillie Willie," which can be rented for special events.

**Rich & Donna hope you'll join them  
for a fun evening!**



**“Someone told me it’s all happening at the zoo.  
I do believe it. I do believe it’s true.”**

CAROL KYLE

**IF THE LARGE CROWDS OF** young families were any indication, then, yes, it was all happening at the zoo on Saturday, 25 May 2019. It was definitely the place to be, even though it was Memorial Day Weekend and the official start of summer at the Jersey Shore. We PEDCers couldn’t have asked for a more perfect day—bright blue skies, sunny, 70°, and low humidity. The Kyles and Ferrants started out at 9 AM from the Manchester Wawa, meeting up with the Gutweins and Pilatos at the zoo, and ending for lunch with the Beckers and Fiore at the Bellevue Tavern in Cape May Courthouse. We all had a great time—12 participants in 6 cars.

The drive was pleasant through the Pine Barrens, and for some stretches we were the only cars on the road that morning. We planned to arrive at the zoo by 10:30 AM

(they open at 10 AM), hoping to get a place to park together (we did).

Last year the Cape May County Zoo celebrated its 40th anniversary. What’s amazing is that they are open every day of the year except Christmas, and admission and parking are free. Donations are always welcome. The zoo offers numerous programs, some for adults but mostly for kids—tours, sleepovers, night walks, birthday parties, and summer camp, to name a few. And conservation is of utmost importance, their having been accredited by the Association of Zoos and Aquariums (AZA). The AZA designation indicates that the Cape May County Zoo is dedicated to excellence in the care of their animals, including special breeding programs to help keep some of



these amazing creatures off the threatened and endangered species lists.


If you weren’t able to join us, we hope you will visit this lovely zoo on your own sometime. You won’t be disappointed. I do believe it. I do believe it’s true! ■

*Continued on page 17 – Zoo*

Nick & Alice Ferrant with their 1958 Austin-Healey 100/6, **below**. Zebras & giraffes are always a thrill to see, **above**. Article title courtesy of Simon & Garfunkel.







**CLOCKWISE FROM TOP RIGHT:**

Sign at the park entrance.  
Lots of British red in Nick & Alice Ferrant's  
Austin-Healey and Ken & Carol Kyle's  
Jaguar. The gang at the zoo:  
Tom Gutwein, Ken Kyle, Trish Gutwein,  
Alice & Nick, and Joe & Donna Pilato.  
Not shown are Art & Joann Becker  
and Ted & Angela Fiore.  
Alice & Nick on the path into the zoo.  
The Bellevue Tavern, where we had lunch.  
A good time was had by all.



## Calendar of Events ~ PEDC and Other

**PEDC-sponsored events are in bold red.** Since many NJ towns and organizations host cruise-ins and car shows in conjunction with their festivals, community days, and fundraisers, it's impossible to list them all here, so we have included (1) our own **PEDC** events, (2) other British car events in NJ and nearby states, (3) car events to which the PEDC has been invited through a club member associated with the event, and (4) select events where British cars are expected to feature prominently. Check this calendar often, as events are subject to change.

### JUNE

1, Saturday, Cars and Motorcycles of England, historic Hope Lodge, <http://www.historichopelodge.org>, Fort Washington, PA. Show sponsored by Delaware Valley Triumphs, Ltd, <https://www.dvtr.org> and Delaware Valley Jaguar Club, <https://delvaljaguarclub.com>. An all-marque British car & motorcycle show and national Jaguar concours. The field opens at 8:30 AM. Judging starts 10 AM. Enjoy the gardens, the museum, live music, food, and a craft beer tasting!

1, Saturday, 24th Annual Red Mill British Car Day, Red Mill Museum Village, Clinton, NJ. Historic 10-acre museum grounds. Nearby Victorian main street with lots of shops and eateries. **Rain or shine.** Picnic basket competition! 100 cars only. Must pre-register: \$20 before 5/23 or \$25 after. Spectator admission, \$10. See [http://www.austin-healey-stc.org/wordpress/wp-content/uploads/2019/01/Red-Mill-Flyer\\_2019-final.pdf](http://www.austin-healey-stc.org/wordpress/wp-content/uploads/2019/01/Red-Mill-Flyer_2019-final.pdf) for more information.

2, Sunday, **PEDC rain or shine** open house and tech session at the home of Tom & Corinne Vash, Millstone, NJ, followed by an ice cream run to the Clarksburg DQ less than a mile to the east. The Vashes have plenty of space for parking at their place, and bringing your LBC is definitely encouraged (weather permitting). The open house will run from 1:00 to 6:00 PM, and Tom & Corinne will provide BBQ and baked beans along with beer, wine, and soft drinks. You're welcome to bring a covered dish to share if you'd like. Tom's collection of antique tools and other curiosities will be on display. The tech session will run from 2:00 PM to 4:00 PM. Tom will demonstrate and discuss various body work techniques he's using on Paul Johnson's MGTF. At around 6:00 PM, we'll head over to the DQ for ice cream. RSVP to Tom, [tomvash@aol.com](mailto:tomvash@aol.com), or 609.259.3833 if you'd like to join in the fun!

2, Sunday, 32nd Annual British by the Sea car-show gathering, hosted by the Connecticut MG Club, <http://www.ctmgclub.com/>, 10 AM – 4 PM. 350 British cars, trucks, & motorcycles expected. Harkness Memorial State Park, Waterford, CT. Featured marque: 60th anniversary of the classic Mini made between 1959 and 2000.

2, Sunday, Cars & Crumpets, Dunkin Donuts, Route 202S, just off Route 10, Morris Plains, NJ, 9 AM – 12 noon. Bring a child, and he or she will receive a model of a British car! For more info: <https://www.njbcc.org/single-post/2018/07/24/July-8th-Cars-and-Crumpets>. **Note:** British cars only. Event held only if no threat of rain. No rain date.

5, Wednesday, **PEDC** monthly meeting at Woody's, 7:30 PM, <https://woodysroadside.com>.

6, Thursday, **PEDC** ice cream run to Hoffman's Ice Cream, Point Pleasant Beach, NJ, <http://hoffmansicecream.net>, a Jersey Shore landmark since 1976. Rich & Donna Huy, organizers. Gathering time is 7 PM. **Note:** This is for ice cream only, no dinner. See also ad on page 15.

8, Saturday, "A Touch of England," Vintage British automobile & motorcycle show at The Hermitage, a national historic landmark, 355 North Franklin Turnpike, Ho-Ho-Kus, NJ, 10 AM – 3 PM. Sponsored by the New Jersey Triumph Association (NJTA), <http://www.njtriumphs.org>. **Rain date: Sunday, June 9th.**

9, Sunday, 2nd Annual Marine Academy of Science & Technology (MAST) student car show, Wallington Avenue, Oceanport, NJ (on the grounds of the former Fort Monmouth), 10 AM – 3 PM. Learn about the students' progress with their fuel-efficient prototype vehicle that they've been designing & building. Food & beverages available. Music & entertainment. Trophies (PEDC LBCs in Classic Imports Class). Spectators free. Donations appreciated! Register here: <https://mastcarshow2020.eventbrite.com>. \$16 in advance or \$20 cash at the door. Email [mastcarshow@gmail.com](mailto:mastcarshow@gmail.com) for more informaton. Proceeds benefit the MAST Shell-ECO Marathon Racing Team. **Rate date: Saturday, June 15th.**

*Continued on page 19*



## 2019 PEDC Calendar of Events ~ Continued

### JUNE (CONTINUED)

**9**, Sunday, 26th Annual British Motorcar Gathering, Hellertown Reservoir Park, Hellertown, PA, sponsored by Keystone Region MG Club, Inc., <http://www.keystonemg.com>, 9 AM – 3 PM. 200+ vintage British sports cars. **Rain or shine.**

**13**, Thursday, **PEDC** ice cream run to Jeffreeze, West Creek, NJ, 7:30 PM. Dinner beforehand, for those interested, at Calloway's Bar & Restaurant, 6 PM. RSVP for dinner by Monday, June 10th, to Peter & Mickey Dow, organizers.

**16**, Sunday, **PEDC** 17th Annual Father's Day Show, Joseph E. Robertson Park, Allaire Road, Spring Lake Heights, NJ, 10 AM to 1 PM. Ken & Pat Wignall, organizers. BBQ & covered dish party immediately afterward at Paul & Mary Johnson's home, Wall, NJ. Rain date: Sunday, June 23rd. **Note:** If rain date is used, BBQ will be at the Wignalls' home, not the Johnsons'.

**20**, Thursday, **PEDC** ice cream run to TK's, Cream Ridge, NJ, 7:30 PM. Ken & Carol Kyle, organizers. Dinner first, for those interested, at nearby Ninuzzo's Trattoria, 5:30 PM. RSVP for dinner to Ken, [kenkyle4@comast.net](mailto:kenkyle4@comast.net), by June 18th.

**23**, Sunday, Cars & Crumpets, Dunkin Donuts, Route 202S, just off Route 10, Morris Plains, NJ, 9 AM – 12 noon. Bring a child, and he or she will receive a model of a British car! For more info: <https://www.njbcc.org/single-post/2018/07/24/July-8th-Cars-and-Crumpets>. **Note:** British cars only. Event held only if no threat of rain. No rain date.

**26**, Wednesday, **PEDC** ice cream run to Candiqueen's, 237 S. Main Street (Route 9), Barnegat, NJ. Mike & Linda Browne, organizers. **Note:** An area of their parking lot will be roped off for our LBCs by 7:30 PM. Dinner beforehand, for those interested, at Sweet Jenny's, 688 E. Bay Avenue, Barnegat, 5:30 PM. Wednesday night is all-you-can-eat pasta night. Pasta dishes cooked at tableside. (You can also order non-pasta dishes off the regular menu.) BYOB. RSVP for dinner to Mike by June 24th, [captain61ny@aol.com](mailto:captain61ny@aol.com).

**30**, Sunday, **PEDC** drive to Bowman's Tower, New Hope, PA. RSVP by June 27th to Mort Resnicoff & Fredda Fine, organizers, [mortres@pobox.com](mailto:mortres@pobox.com). Meet at Woody's, Farmingdale, NJ, at 9 AM. Depart 9:30 AM. **Note:** There will be a stop at the Wendy's in East Windsor, NJ to pick up other LBCs at 10:15 AM, departing 10:30 AM. Tickets for Bowman's Hill Tower are \$7pp. Proceeds support programs at the park. After visiting the Tower we'll head to Bowman's Tavern for lunch, 12:30 PM. Free time to explore New Hope and the surrounding area.

### JULY

**3**, Wednesday, **PEDC** monthly meeting at Woody's, 7:30 PM, <https://woodysroadside.com>.

**6**, Saturday, Rebels & Redcoats Classic Car Show, Washington Crossing Historic Park, Washington Crossing, PA, 10 AM – 2 PM, American & French cars vs. Classic British & German cars for one revolutionary car show! For more info and to register: [www.washingtoncrossingpark.org/events](http://www.washingtoncrossingpark.org/events). Roger Williams, [woosterxjs@verizon.net](mailto:woosterxjs@verizon.net), PEDC liaison.

**7**, Sunday, Cars & Crumpets, Dunkin Donuts, Route 202S, just off Route 10, Morris Plains, NJ, 9 AM – 12 noon. Bring a child, and he or she will receive a model of a British car! For more info: <https://www.njbcc.org/single-post/2018/07/24/July-8th-Cars-and-Crumpets>. **Note:** British cars only. Event held only if no threat of rain. No rain date.

**10**, Wednesday, **PEDC** ice cream run to Heavenly Havens Creamery, Allentown, NJ. <https://www.facebook.com/heavenlyhavenscreamery>. Details to follow. Russ & Pam Sharples, organizers.

**13**, Saturday, **PEDC** drive to the Battleship New Jersey Museum & Memorial, Camden, NJ. The USS New Jersey is our country's largest and most decorated battleship, restored and maintained by the Home Port Alliance for the USS New Jersey, Inc., <http://www.battleshipnewjersey.org>. Details to follow. Bob Canfield, organizer.

**14**, Sunday, Formula 1 Rolex British Grand Prix, <https://www.formula1.com>.

*Continued on page 20*

## 2019 PEDC Calendar of Events ~ Continued

### JULY (CONTINUED)

17, Wednesday, **PEDC** dinner and theater outing to see *Mama Mia!* at the Surflight Theater, Beach Haven, NJ. Details to follow. **Note:** Date is tentative. Show runs from 16 July to 4 August 2019. Mike & Linda Browne, organizers.

21, Sunday, Cars & Crumpets, Dunkin Donuts, Route 202S, just off Route 10, Morris Plains, NJ, 9 AM – 12 noon. Bring a child, and he or she will receive a model of a British car! For more info: <https://www.njbcc.org/single-post/2018/07/24/July-8th-Cars-and-Crumpets>. **Note:** British cars only. Event held only if no threat of rain. No rain date.

22, Monday, **PEDC** ice cream run to Sweet Treats, Forked River, NJ. Island John & Alice Cassell Gazarek, organizers.

25, Thursday, **PEDC** ice cream run to Jake's Cree-Mee-Freeze, Manalapan, NJ, <https://jakescreemeeefreeze.com>, Mort Resnicoff & Fredda Fine, organizers.

27, Saturday, **PEDC** 30th Anniversary Party at Woody's, 11 AM – 2 PM. Price: \$12pp and includes a BBQ menu of hotdogs, burgers & all the fixins, grilled chicken, salads, watermelon, cake, soft drinks, iced tea, and coffee. Cash bar. RSVP to Russ Sharples, [rpshnet-mga@yahoo.com](mailto:rpshnet-mga@yahoo.com). **Rain date: Saturday, August 3rd.**

### AUGUST

3, Saturday, 15th Annual Pennypacker Mills British Car Show, Schwenksville, PA, rain or shine. Hosted by Delaware Valley Classic MG Chapter. For more information: <http://www.dvcmg.com/events/car-show-info>.

4, Sunday, Cars & Crumpets, Dunkin Donuts, Route 202S, just off Route 10, Morris Plains, NJ, 9 AM – 12 noon. Bring a child, and he or she will receive a model of a British car! For more info: <https://www.njbcc.org/single-post/2018/07/24/July-8th-Cars-and-Crumpets>. **Note:** British cars only. Event held only if no threat of rain. No rain date.

5, Monday, Greenbriar Oceannaire all-marque car show, Waretown, NJ. PEDC invited. Mike Browne, PEDC point of contact. **Rain date: Monday, August 26th.**

7, Wednesday, **PEDC** monthly meeting at Woody's, 7:30 PM, <https://woodysroadside.com>.

8, Thursday, **PEDC** ice cream run to the Ice Cream Shop of Manahawkin, Tom & Trish Gutwein, organizers.

11, Sunday, **PEDC** Colts Neck road rally. Barry Shandler, rallymaster. **Rain date: Sunday, August 18th.**

17, Saturday, Brick Police Athletic League (PAL) car show & BBQ, 60 Drum Point Road, Brick, NJ. All classic & collectible cars welcome. PEDC invited to attend. Ernie Caponegro, point of contact, [ineagency@gmail.com](mailto:ineagency@gmail.com). Watch for details.

18, Sunday, Cars & Crumpets, Dunkin Donuts, Route 202S, just off Route 10, Morris Plains, NJ, 9 AM – 12 noon. Bring a child, and he or she will receive a model of a British car! For more info: <https://www.njbcc.org/single-post/2018/07/24/July-8th-Cars-and-Crumpets>. **Note:** British cars only. Event held only if no threat of rain. No rain date.

22, Thursday, **PEDC** ice cream run to Gil & Bert's, Cranbury, NJ, <http://www.gilandbertsicecream.com>. Mark & Nadine Berkowsky, organizers.

24, Saturday, **PEDC** show hosted by Complete Care at Laurelton, a nursing & rehabilitation center in Brick, NJ, from 1:00 PM to 3:00 PM. Hot dogs, ice cream, and soft drinks will be provided by our hosts. Space is limited to 23 cars, so be sure to RSVP as soon as possible to Ken Kyle, organizer, at [kenkyle4@comcast.net](mailto:kenkyle4@comcast.net). **Note:** Rain date is Sunday, August 25th.

### SEPTEMBER

4, Wednesday, **PEDC** monthly meeting at Woody's, 7:30 PM, <https://woodysroadside.com>.

*Continued on page 21*



## 2019 PEDC Calendar of Events ~ Concluded

### SEPTEMBER (CONTINUED)

**6-8**, Friday to Sunday, **PEDC** overnight drive to Storm King Art Center, Mountainville, NY. Details to follow. Russ & Pam Sharples, organizers. 500 acres of outdoor sculpture garden.

**8**, Sunday, Cars & Crumpets, Dunkin Donuts, Route 202S, just off Route 10, Morris Plains, NJ, 9 AM – 12 noon. Bring a child, and he or she will receive a model of a British car! For more info: 2<https://www.njbcc.org/single-post/2018/07/24/July-8th-Cars-and-Crumpets>. **Note:** British cars only. Event held only if no threat of rain. No rain date.

**11**, Wednesday, **PEDC** Brits on the Beach goodie-bag stuffing party, Rodney & Kathy Ford, hosts.

**14**, Saturday, **PEDC** 22nd Annual British Car Day, "Brits on the Beach," car show, Main Avenue, Ocean Grove, NJ. Our big event of the year, and our 11th year in Ocean Grove! Bob Canfield, show chairman, [joisuzu@optonline.net](mailto:joisuzu@optonline.net). Contact Bob for more information, for questions, or if you want to volunteer to help. **Rain or shine.** See Brits on the Beach 2019 registration form appended to this newsletter.

**19**, Thursday, **PEDC** ice cream run to Smylie's, Columbus, NJ. Steve & Theresa Mundt, organizers.

**22**, Sunday, Cars & Crumpets, Dunkin Donuts, Route 202S, just off Route 10, Morris Plains, NJ, 9 AM – 12 noon. Bring a child, and he or she will receive a model of a British car! For more info: <https://www.njbcc.org/single-post/2018/07/24/July-8th-Cars-and-Crumpets>. **Note:** British cars only. Event held only if no threat of rain. No rain date.

### OCTOBER

**2**, Wednesday, **PEDC** monthly meeting at Woody's, 7:30 PM, <https://woodysroadside.com>.

**6**, Sunday, Cars & Crumpets, Dunkin Donuts, Route 202S, just off Route 10, Morris Plains, NJ, 9 AM – 12 noon. Bring a child, and he or she will receive a model of a British car! For more info: <https://www.njbcc.org/single-post/2018/07/24/July-8th-Cars-and-Crumpets>. **Note:** British cars only. Event held only if no threat of rain. No rain date.

**12**, Saturday, **PEDC** drive to Info Age Science & History Center, Wall, NJ, and the Backdoor Garage, Sea Girt, NJ. Details to follow. Bob Canfield, organizer.

**19**, Saturday, **PEDC** tech session at Farmingdale Citgo, Farmingdale, NJ. Bob Canfield & Zig Panek, organizers.

**20**, Sunday, Cars & Crumpets, Dunkin Donuts, Route 202S, just off Route 10, Morris Plains, NJ, 9 AM – 12 noon.

**26**, Saturday, **PEDC** 3rd Annual Halloween Costume Party, Wall, NJ. Details to follow. Woody & Sue Smith, hosts.

**26**, Saturday, new this year—**PEDC** Garage Squad Rally. Details to follow. John Quelch & Bob Canfield, organizers.

**27**, Sunday, **PEDC** fall foliage drive. Details to follow. Ken & Carol Kyle, organizers.

### NOVEMBER

**1-2**, Friday to Saturday, **PEDC** overnight drive to the Classic Auto Mall in Morgantown, PA, and K&T Vintage Sports Cars in Bethlehem, PA. Details to follow. Bob Canfield, organizer.

**22**, Sunday, **PEDC** drive through the NJ Pine Barrens. Details to follow. Peter Dow, organizer.

**6**, Wednesday, **PEDC** monthly meeting at Woody's, 7:30 PM, <https://woodysroadside.com>.

### DECEMBER

**14**, Saturday, **PEDC** annual Christmas party, Lakewood Country Club, Lakewood, NJ. DJ Rich Canfield, dancing, buffet dinner, cash bar. Mort Resnicoff & Fredda Fine, organizers.

## —2019 PEDC Officers and Staff—

**RUSS SHARPLES, PRESIDENT**

[rpsinet-mga@yahoo.com](mailto:rpsinet-mga@yahoo.com)

609.443.0975 home

609.721.2149 mobile

**KEN KYLE, VICE PRESIDENT**

[kenkyle4@comcast.net](mailto:kenkyle4@comcast.net)

732.244.2045 home

732.551.9462 mobile

**BOB CANFIELD, SHOW CHAIRMAN**

[joisuzu@optonline.net](mailto:joisuzu@optonline.net)

732.620.2378 mobile

**ART BECKER, SECRETARY**

[arttvr@aol.com](mailto:arttvr@aol.com)

609.597.4966 home

609.548.1983 mobile

**MORT RESNICOFF, TREASURER**

[mortres@pobox.com](mailto:mortres@pobox.com)

609.860.0820 home

732.241.4141 mobile

**CAROL KYLE, NEWSLETTER EDITOR**

[carolkyle4@comcast.net](mailto:carolkyle4@comcast.net)

732.244.2045 home

732.606.6422 mobile

**MARTIN VICKERY, WEBMASTER**

[martin.vickery@gmail.com](mailto:martin.vickery@gmail.com)

732.856.7518 mobile

**NADINE BERKOWSKY, SUNSHINE**

[mnberky@comcast.net](mailto:mnberky@comcast.net)

609.655.0071 home

**SOOKIE MCLEAN, REGALIA MANAGER**

[corina458@comcast.net](mailto:corina458@comcast.net)

609.693.0474 home

609.276.1842 mobile



**President**  
Russ  
Sharples



**Vice President**  
Ken Kyle



**Secretary**  
Art Becker



**Treasurer**  
Mort  
Resnicoff



**Show  
Chairman**  
Bob Canfield



**Newsletter  
Editor**  
Carol Kyle



**Sunshine**  
Nadine  
Berkowsky



**Regalia  
Manager**  
Sookie  
McLean



**Website  
Designer &  
Webmaster**  
Martin Vickery



**PEDC BUS TRIP, 28 APRIL 2019, TO THE NEW YORK INTERNATIONAL AUTO SHOW**  
at the Jacob Javits Center, with early dinner at Walt Frazier's Restaurant, Clyde's.  
Shown, **from left to right**, are Tom Vash, Ken Kyle, organizer Gary Watson,  
Paul Hatten, Corinne Vash, and Pat Watson.




## Ads for PEDC Show Sponsors

Commercial ads are available upon request to both PEDC member-owned and nonmember-owned businesses that provide sponsorship for any PEDC show or event. Ads will run for a period of one year after the sponsored show or event and must be car-related. Ad size will be at the discretion of the newsletter editor and will appear on a space-available basis. (An exception to this is *British Marque Car Club News*, which does not provide sponsorship but offers our members a discount on their publication. In return the PEDC makes this discount known to our members via newsletter ad.) Interested in becoming a show sponsor? Contact Show Chairman Bob Canfield, [joisuzu@optonline.net](mailto:joisuzu@optonline.net).

### BILL MILLER CAR FINDER LLC

[bmillerreoinnj@comcast.net](mailto:bmillerreoinnj@comcast.net) • 732.778.3274

Assisting Buyers & Sellers of Collectible Cars



### CARS FOR SALE:

**1971 Lotus Europa S2.** Nut & bolt restoration by a known Europa specialist and certified aircraft technician. Repainted in original red color, all new chrome and interior, numbers matching engine, extensive website with photos and details of the 4+ year project, all receipts and invoices, several concours awards, additional zero-mile Europa engine and many additional Europa parts included in the asking price of \$30,000 OBO.

**1974 MGB.** Damask Red, rubber bumpers, dual SU HIF carbs, updated tan interior with leather seats, adult owned, sunny-day driver, solid body with an older repaint, new brake master cylinder, Crane electronic ignition, un-cracked dash. Starts easily, drives straight, and stops well. Odometer shows 63,200 miles and is believed to be correct. Lightly used the past few years and ready for a new owner. Asking \$7500 OBO.

**2000 Ford F350 Dually.** Super-cab with 7.3L turbo diesel/auto trans. Same owner since 2002, who primarily used the truck to tow his MGB race car and trailer. Starts well and runs strong. Clear-coat paint has failed. Needs tires and windshield replaced. Everything works & A/C blows cold. Asking \$7000 OBO.

Ernest M. Caponegro, CLCS, CSA®  
[ineagency@gmail.com](mailto:ineagency@gmail.com)

**I & E Insurance Agency**  
& Financial Services

**(732) 295-5584**

2900 Route 88, Point Pleasant, New Jersey 08742



[www.getinsurancequotetoday.com](http://www.getinsurancequotetoday.com)

All Forms of Insurance



British Automobile Repair and Restoration:  
New Jersey, Pennsylvania, and New York

**www.Motorcar-Garage.com**

856-667-6657 | Maple Shade, New Jersey



British automobiles are our passion. Let us share the passion with you.

**Motorcar Garage, LLC**



Official VTR Chapter  
[www.vtr.org](http://www.vtr.org)

**British  
Marque**

**CAR CLUB NEWS**

[www.britishmarque.com](http://www.britishmarque.com)

**Positive Earth  
Drivers Club  
members:**

Subscribe to our print or  
on-line edition, and  
get 37% off — and **FREE**  
classified ads!

One year (11 issues), print: \$16 (regular price \$26)

One year (11 issues), on-line: \$12 (regular price \$19)

Go to our website today and download a free sample copy!

Enthusiast Publications, LLC • 5 Old Nasonville Rd., Harrisville, RI 02830 • (401) 766-6920



## Farmingdale Citgo Tech Session

Attending the spring session in April were Russ Arnone (MGB GT), Art Becker (Ferrari 330 GT), Bob Canfield (Spitfire), Craig Coutros (MGB GT), Mike Ferguson & Frank Muratore (Frank's Austin-Healey), Rodney Ford (daily driver), Scott Freund (TR6), "Island John" Gazarek (MG Midget), new member Peter Jennings (daily driver), Ken Kyle (Jaguar F-Type), Jack Kelly (bicycle), Dean LaVergne (MGA), Serge Martynovych (MGA), Bob Moser (daily driver), Zig Panek (Jaguar E-Type), John Quelch (TR6), Chris Rorke (TR6), Russ Sharples (MGA), Tom Vash (Austin-Healey), and Mark Wintjen (TR4).



### 1980 MGB FOR SALE (above)

Beautifully restored with chrome-bumper conversion, new muffler, new battery, 4-speed with overdrive, battery cut-off, external charging posts, chrome wheels, etc. Professionally restored & repainted 3 years ago. In perfect mechanical condition. Used weekly, 48,000 miles. Contact Barry Shandler, (732) 521-1985. Price negotiable.

### 1997 JAGUAR XK8 FOR SALE

Red convertible. Garage kept. Recently detailed. All maintenance records available. VIN# SAJGX2744VC015235. 50,000 miles, new tires. Asking \$10,000. If interested, call (609) 971-2711.

### 2007 JAGUAR XK FOR SALE

32,600 original miles. Always garaged. New battery. Brand new front tires. (I'll put new rear tires on it as part of the sale.) Car has a spare set of mats. Located in Oregon (purchaser to pick up/pay shipping). Am selling car because I lost most of my eyesight and can't drive. Asking \$22,000. Contact Jim Morgan, 1300 NW Greenbriar Place, McMinnville, OR 97128, (971) 237-9500, [eev@macnet.com](mailto:eev@macnet.com).



## PEDC Classified Ads

Want to advertise your British car, or British car parts or accessories, in the PEDC newsletter? Classified ads are free to PEDC members and run for three months. We'll run the ads free for another three months, but only if we hear from you. Please let us know if you've sold what you were selling so the ads don't run needlessly.

Email your ad/photos to [carolkyle4@comcast.net](mailto:carolkyle4@comcast.net).

NOTE: Neither the PEDC nor the newsletter editors are responsible for the content of these classifieds. All photos are courtesy of the seller unless otherwise noted. Classified ads submitted by PEDC members on behalf of nonmembers selling British cars and British-car-related items will be accepted and run as space is available, at the discretion of the newsletter editors. The ads are free for three issues only, with no renewal.





## Official PEDC Regalia for 2019 ~ Price List

### CLUB APPAREL

#### Men's

	SIZE	PRICE
T-shirt, short-sleeve crew neck	S-XL/XXL	\$17/\$19
T-shirt, short-sleeve crew neck with pocket	S-XL/XXL	\$19/\$21
T-shirt, long-sleeve crew neck	S-XL/XXL	\$19/\$21
Izod short-sleeve, silk-wash golf shirt	S-XL/XXL	\$34/\$36
Denim shirt, woven, short-sleeve button-down	S-XL/XXL	\$31/\$34
Denim shirt, woven, long-sleeve button-down	S-XL/XXL	\$31/\$34
Sweatshirt, long-sleeve crewneck	S-XL/XXL	\$26/\$29
Baseball hats	One size fits all	\$14

#### Women's

T-shirt, short-sleeve crew neck	S-XL/XXL	\$17/\$19
Izod short-sleeve, silk-wash golf shirt	S-XL/XXL	\$26/\$28
Denim shirt, woven, short-sleeve button-down	S-XL/XXL	\$34/\$36

### OTHER CLUB ITEMS


	PRICE
Tool bag, black	\$24.95
Grill badge	\$25.00
PEDC logo patch	\$6.00
Marque patch	\$5.00
Lapel/hat pin	\$4.00
Windshield sticker	\$1.00

Show your club spirit! To order the items listed here, contact Regalia Manager Sookie McLean, [corina458@comcast.net](mailto:corina458@comcast.net), 609.276.1842. All items are supplied to us through Fourth Gear, Ltd. Current prices.

# Have You Ordered Your Regalia?



Mark



Barry



Jeanne, Linda, &amp; Alice



Bob

Some of our popular regalia items include baseball hats, worn by Mark Berkowsky and Barry Shandler, as well as short-sleeve golf shirts, worn by Jeanne Miller, Linda Browne, and Bob Canfield.

**NOTE:** We order our regalia through Fourth Gear, Ltd., <http://www.fourth-gear-ltd.com/>. By placing your orders with Regalia Manager Sookie McLean, you save shipping costs. Orders must be prepaid and picked up at our monthly meetings. Email Sookie: [corina458@comcast.net](mailto:corina458@comcast.net) or call her at 609.276.1842.





## The Last Word: Get Out and Drive 'Em!

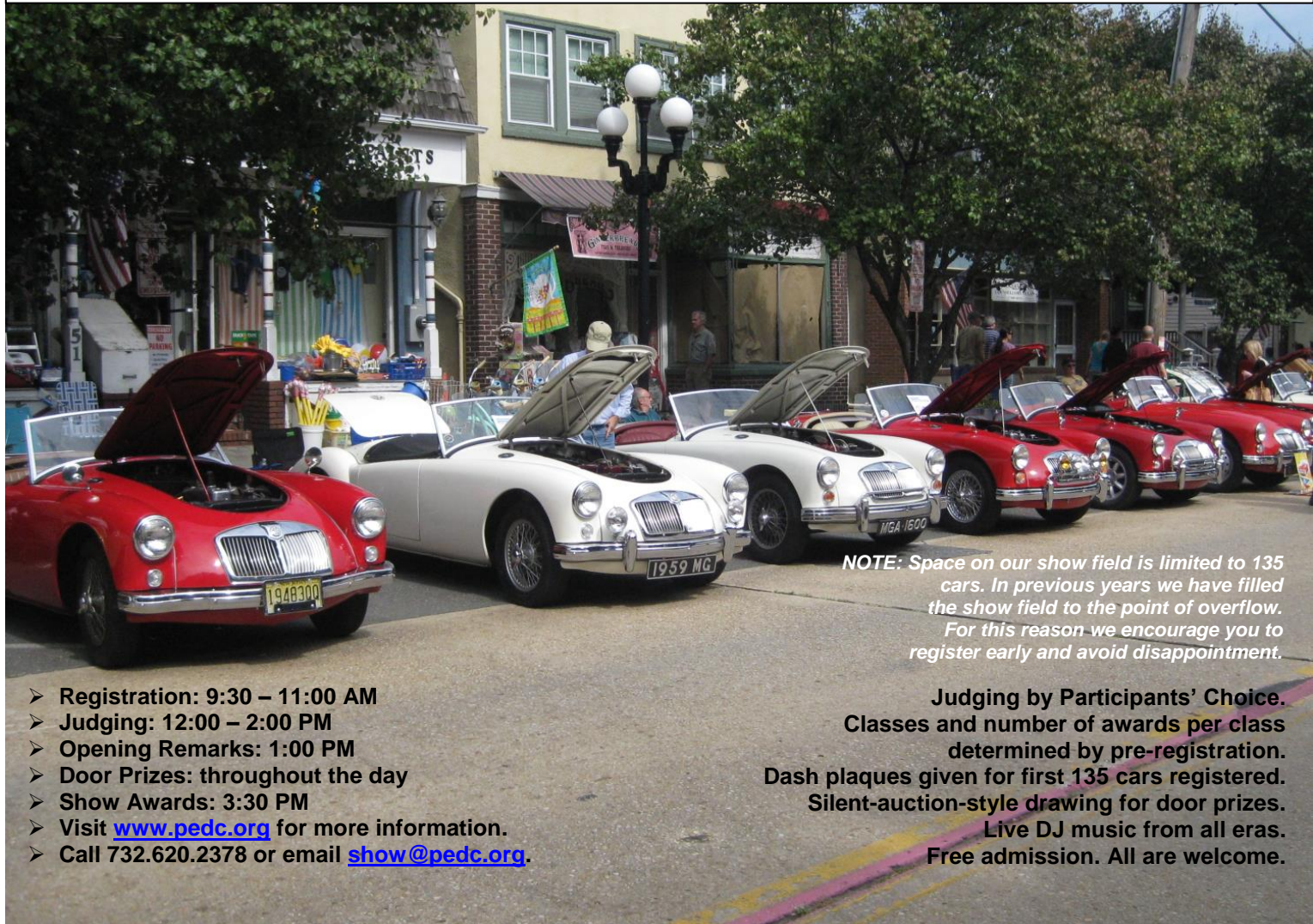
Nick & Alice Ferrant in their beautiful 1958 Austin-Healey 100/6 during our PEDC drive to the Cape May County Zoo in May.



# BRITS ON THE BEACH 2019



**22nd Annual British Car Day**  
**Sponsored by the Positive Earth Drivers Club (PEDC)**  
In historic Ocean Grove, NJ ▪ Saturday, September 14, 2019  
10 AM – 4 PM, rain or shine



**NOTE:** Space on our show field is limited to 135 cars. In previous years we have filled the show field to the point of overflow. For this reason we encourage you to register early and avoid disappointment.

- Registration: 9:30 – 11:00 AM
- Judging: 12:00 – 2:00 PM
- Opening Remarks: 1:00 PM
- Door Prizes: throughout the day
- Show Awards: 3:30 PM
- Visit [www.pedc.org](http://www.pedc.org) for more information.
- Call 732.620.2378 or email [show@pedc.org](mailto:show@pedc.org).

**Judging by Participants' Choice.**  
Classes and number of awards per class determined by pre-registration.  
Dash plaques given for first 135 cars registered.  
Silent-auction-style drawing for door prizes.  
Live DJ music from all eras.  
Free admission. All are welcome.

## Brits on the Beach Show Registration Form



**NOTE:** Fill out this form and mail it with your check (made payable to "PEDC") to: PEDC Car Show, 1606 Martin Road, Wall, NJ 07753

Vehicle 1 Year \_\_\_\_\_ Make \_\_\_\_\_ Model \_\_\_\_\_ (\$20 per car)  
Vehicle 2 Year \_\_\_\_\_ Make \_\_\_\_\_ Model \_\_\_\_\_ (\$20 per car)

*I specifically do hereby release and indemnify the Positive Earth Drivers Club (PEDC), the show organizers, and the supporting sponsors, collectively and separately, from any and all liability and/or property damages incurred by me or my guest(s) while participating in this event. By signing, I indicate I have read and do agree to this release.*

Name: \_\_\_\_\_ Signature: \_\_\_\_\_

Address: \_\_\_\_\_ City: \_\_\_\_\_ State: \_\_\_\_\_

Zip: \_\_\_\_\_ Phone: \_\_\_\_\_ Email: \_\_\_\_\_ Date: \_\_\_\_\_